

# PRODUCT DATASHEET

## DP DALI 1200 32W 840 IP65 GY

DAMP PROOF DALI | Damp-proof luminaires, classic shape, with DALI interface



### Areas of application

- Industrial and storage facilities
- DALI installations
- Car parks and underpasses
- Garages
- Workshops, assembly lines

### Product benefits

- High compatibility thanks to DALI-2 certification
- Premium driver with up to 100,000 h lifetime
- Driver suitable for Emergency escape lighting systems acc. to EN 50172
- Driver configuration and dimming possible via mains
- Low flicker  $\leq 3\%$
- 5 years guarantee

### Product features

- High luminous efficacy: up to 139 lm/W
- Type of protection: IP65
- Beam angle: 110°




## TECHNICAL DATA

### Electrical data

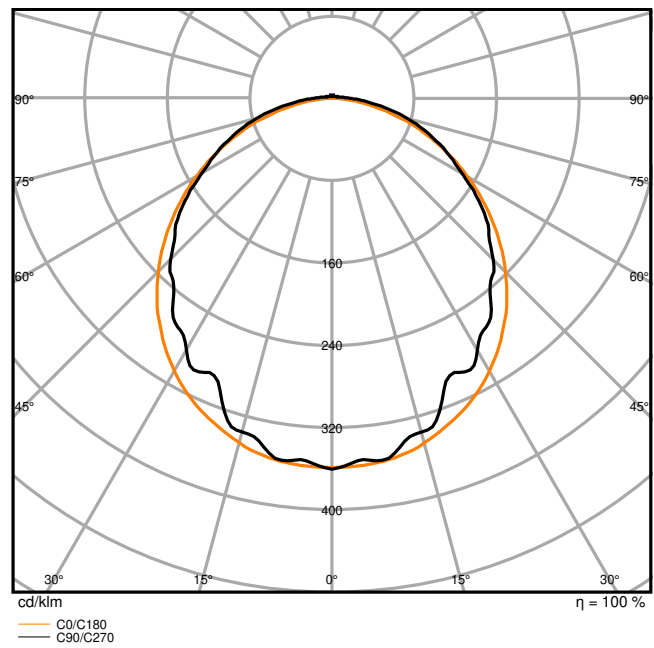
Nominal wattage	32.00 W
Nominal voltage	220...240 V
Mains frequency	0/50/60 Hz
Nominal current	155 mA
Inrush current	29 A
Inrush current time $T_{h50}$	180 $\mu$ s
Max. number of luminaires per miniature circuit breaker B16	13
Max. number of luminaires per miniature circuit breaker C10	21
Max. number of luminaires per miniature circuit breaker C16	36
Power factor $\lambda$	> 0.90
Total harmonic distortion	< 20 %
Protection class	I
Operating mode	Integrated LED driver
Dimming interface	DALI-2 / IoT

### Photometrical data

Luminous flux	4400 lm
Luminous efficacy	138 lm/W
Color temperature	4000 K
Light color (designation)	Cool Daylight
Color rendering index Ra	> 80
Standard deviation of color matching	4 sdc <sub>m</sub>
Low flicker	Yes
Flickering metric (Pst LM)	$\leq 1$
Stroboscope effect metric (SVM)	$\leq 0.4$
Photobiological safety group acc. to EN62778	RG0
Beam angle	110 °



DP DALI 1200 32W 840 IP65 GY



DP DALI 1200 32W 840 IP65 GY

Dimensions & Weight

Length	1200.00 mm
Width	82.00 mm
Height	68.00 mm
Product weight	1430.00 g



DP S 1200 32W 840 IP65 GY

Materials & Colors

Product color	Gray
Housing color	Gray
Body material	Polycarbonate (PC)
Cover material	Polycarbonate (PC)
Light emitting surface material	Polycarbonate (PC)
Glow Wire Test according to IEC 60695-2-12	850 °C
Mercury content	0.0 mg

### Application & Mounting

Ambient temperature range	-25...+40 °C
Temperature range at storage	-25...+80 °C
Type of connection	Screwless terminal, 5-Pole
Type of protection	IP65
Protection class IK (shock resistance)	IK08
Dimmable	Yes
Type of dimming	DALI
IoT ready	Support of DALI data type PART 251, 252, 253 <sup>1)</sup>
Mounting type	Suspended/Surface
Mounting location	Ceiling / Wall
Application environment	Indoor
With light source	Yes
Replaceable light source	No

<sup>1)</sup> Internet of Things. Supports data transfer via gateway to cloud-based monitoring platforms, such as LEDVANCE VIVARES Cloud

### Lifespan

Lifespan L70/B50 at 25 °C	70000 h <sup>1)</sup>
Lifespan L80/B10 at 25 °C	50000 h <sup>1)</sup>
Lifespan L80/B50 at 25 °C	50000 h
Lifespan L90/B10 at 25 °C	44000 h
Number of switching cycles	100000

<sup>1)</sup> t[h]: L70 / B50 @ 25 °C (Ta), t[h]: L80 / B10 @ 25 °C (Ta), t[h]: L90 / B10 @ 25 °C (Ta)

### Control gear

ECG - Output voltage	79 V
Output current	370 mA

Certificates & Standards

Standards	CE / CB / ENEC / TÜV SÜD / EAC / RoHS
Luminaire with limited surface temperature, "D sign"	Yes
Ball shot safe	No
Replaceable light source (EPREL)	Not replaceable






Additional product data












Product remark	When used in very cold applications as in cold storage, a special membrane might be required to ensure lifetime
Added function	VIVARES


EQUIPMENT / ACCESSORIES

- Stainless steel clamps with safety screws included
- Mounting accessories included (suspension kit, theft protection kit)









Upgrade and replacement components








Components Light Control		
Product image	Product name	EAN
	MANUAL CONTROL UNIT SELECT DALI-2	4058075837485
	MANUAL CONTROL UNIT SELECT DALI-2 TW	4058075837508
	MANUAL CONTROL UNIT SELECT DALI-2 EXCHANGEABLE COVER TW	4058075837522
	MANUAL CONTROL UNIT TOUCH DALI-2 TW	4058075837560
	MANUAL CONTROL UNIT TOUCH DALI-2	4058075837546



Product image	Product name	EAN
	PUSH CONTROL UNIT FLUSH MOUNT DALI-2 TW	4058075837584
	SURFACE MOUNT FRAME	4058075843561
	PUSHBUTTON COUPLER DALI-2	4058075837607
	FLEX CONTROL UNIT IOT DALI-2 HCL TW	4058075841888
	FLEX CONTROL UNIT FLUSH MOUNT DALI-2 TW	4058075841901
	FLEX CONTROL UNIT DALI-2 TW	4058075843844
	FLEX CONTROL UNIT REAL-TIME-CLOCK DALI-2 HCL TW	4058075841925
	SENSOR DALI-2 LIGHT/PRESENCE-6 INFRARED CEILING INTEGRATION	4058075837621
	SENSOR DALI-2 LIGHT/PRESENCE-8 INFRARED CEILING INTEGRATION	4058075841949
	SENSOR DALI-2 LIGHT/PRESENCE-40X5 INFRARED CEILING INTEGRATION	4058075843868
	SENSOR DALI-2 LIGHT/PRESENCE-24 INFRARED CEILING MOUNTING	4058075843882

Product image	Product name	EAN
	SENSOR CEILING MOUNTING KIT	4058075843905


DOWNLOAD DATA

Documents and certificates		Document name
	User instruction / safety instructions	DP DALI IP65
	Legal information	Legal Insert DP DALI IP65
	Legal information	LSI DP DALI IP65
	Legal information	Informationstext 18 Abs 4 ElektroG
	Declarations of conformity	CE Declaration_DP DALI
	Declarations of conformity	CE Declaration DP DALI IP65 GY
	Declarations of conformity UKCA	DP DALI IP65 GY
	Certificates	DP DALI

Photometric and lighting design files		Document name
	IES file (IES)	DP DALI 1200 32W 840 IP65 GY
	LDT file (Eulumdat)	DP DALI 1200 32W 840 IP65 GY
	ULD file (DIALux)	DP DALI 1200 32W 840 IP65
	ROLF file (RELUX)	DP DALI 1200 32W 840
	UGR file (UGR table)	DP DALI 1200 32W 840 IP65 GY
	Light distribution curve type cone	DP DALI 1200 32W 840 IP65 GY
	Light distribution curve type polar	DP DALI 1200 32W 840 IP65 GY

CAD/BIM files		Document name
	BIM Revit 3D	Damp Proof G2
	CAD STEP 3D	DP Gen2 1200

Tender texts		Document name
	Tender documents	DAMP PROOF DALI 1200 32W 840 IP65 GY -EN

**LOGISTICAL DATA**

Product code	Packaging unit (Pieces/Unit)	Dimensions (length x width x height)	Gross weight	Volume
4058075541702	Folding box 1	1,210 mm x 87 mm x 74 mm	1465.00 g	7.79 dm <sup>3</sup>
4058075541719	Shipping box 6	1,232 mm x 191 mm x 245 mm	9810.00 g	57.65 dm <sup>3</sup>

The mentioned product code describes the smallest quantity unit which can be ordered. One shipping unit can contain one or more single products. When placing an order, for the quantity please enter single or multiples of a shipping unit.

**References / Links**

– For Guarantee see [www.ledvance.com/guarantee](http://www.ledvance.com/guarantee)

**DISCLAIMER**

Subject to change without notice. Errors and omission excepted. Always make sure to use the most recent release.