

## PRODUCT DATASHEET

# SubstiTUBE T5 AC HE28 16 W/4000 K 1163 mm

SubstiTUBE T5 220-240V AC | LED tubes for operation on AC mains connection



### Areas of application

- Offices, public buildings
- Supermarkets and department stores
- Industry
- General illumination within ambient temperatures from -20...+45 °C

### Product benefits

- No bending thanks to glass technology
- Shatter protection thanks to special PET coating
- High luminous flux for sophisticated lighting tasks

### Product features

- LED replacement for T5 fluorescent lamps with G5 base on AC mains
- Lamp tube made of glass with splinter protection e.g. for food industry applications
- High color consistency:  $\leq 5$  sdcm
- Lifetime up to 50,000 h



- Low flicker according to EU 2019/2020
- Type of protection: IP20

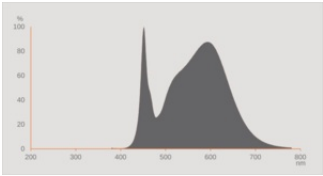
TECHNICAL DATA

Electrical data

Nominal wattage	16 W
Nominal voltage	220...240 V
Operating mode	AC Mains
Nominal current	74 mA
Type of current	AC
Inrush current	5.3 A
Operating frequency	50/60 Hz
Mains frequency	50/60 Hz
Max. lamp number on MCB B10 A	60
Max. lamp number on MCB B16 A	97
Total harmonic distortion	< 20 %
Power factor $\lambda$	> 0.90

Photometrical data

Luminous flux	2400 lm
Luminous efficacy	150 lm/W
Lumen main.fact.at end of nom.life time	0.70
Light color (designation)	Cool White
Color temperature	4000 K
Color rendering index Ra	83
Light color	840
Standard deviation of color matching	≤5 sdc <sub>m</sub>
Flickering metric (Pst LM)	1.0
Stroboscope effect metric (SVM)	0.4

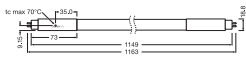


EPREL data spectral diagram PROF  
LEDr 4000K

Light technical data

Beam angle	160 °
Warm-up time (60 %)	< 2.00 s
Starting time	< 0.5 s

Dimensions & Weight



Overall length	1163.00 mm
Length with base excl. base pins/connection	1149.00 mm
Diameter	19.00 mm
Product weight	160.00 g

Temperatures & operating conditions

Ambient temperature range	-20...+45 °C
Maximum temperature at tc test point	70 °C

Lifespan

Lifespan L70/B50 at 25 °C	50000 h
Number of switching cycles	50000
Lumen maintenance at end of service lifetime	0.70
Rated lamp survival factor at 6,000 h	≥ 0.90

Additional product data

Base (standard designation)	G5
Mercury content	0.0 mg
Mercury-free	Yes
Design / version	Frosted

Capabilities

Dimmable	No
----------	----

Certificates & Standards

Energy efficiency class	D 1)
Energy consumption	16.00 kWh/1000h

Type of protection	IP20
Standards	CE
Photobiological safety group acc. to EN62778	RG0

1) Energy efficiency class (EEC) on a scale of A (highest efficiency) to G (lowest efficiency)

### Country-specific categorizations

Order reference	LEDTUBE T5 AC H
-----------------	-----------------

### LOGISTICAL DATA

Temperature range at storage	-20...+80 °C
------------------------------	--------------

### Energy labelling regulation data acc EU 2019/2015





Lighting technology used	LED
Non-directional or directional	NDLS
Mains or non-mains	MLS
Light source cap-type (or other electric interface)	G5
Connected light source (CLS)	No
Color-tuneable light source	No
Envelope	No
High luminance light source	No
Anti-glare shield	No
Correlated colour temperature type	SINGLE_VALUE
Standby power	0 W
Networked standby power for CLS	0 W
Claim of equivalent power	No
Length	1163.00 mm
Height	19.00 mm
Width	19.00 mm
Chromaticity coordinate x	0.381
Chromaticity coordinate y	0.379
R9 Colour rendering index	0.00
Beam angle correspondence	SPHERE_360
Survival factor	0.90
Displacement factor	0.90
LED light source replaces a fluorescent light source	No




EPREL ID	642852
Model number	AC35137

### Safety advice

- Not suitable for operation with electronic control gear.
- Operation in outdoor applications in suitable damp-proof luminaires possible according to data sheet and installation instruction.
- The operating temperature range of LED tube is restricted. In case of doubt regarding suitability of the application please measure Tc temperature on the product prior to installation.
- After rewiring of a luminaire the installer will be responsible for all technical and safety consequences.
- All electrical connections must be made by a qualified person.
- Disconnect mains before installation.
- Not suitable for emergency lighting.

### DOWNLOAD DATA

Documents and certificates		Document name
	User instruction / safety instructions	SubstiTUBE T5 220-240V AC
	Extended installation guide	SubstiTUBE® T8 T5
	Declarations of conformity	LEDTUBE T5 AC
	Declarations of conformity UKCA	LEDTUBE T8 and T5

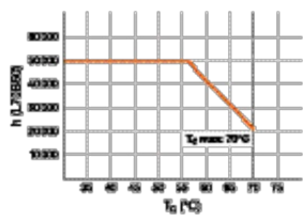
Photometric and lighting design files		Document name
	IES file (IES)	ST5HE28 1.2M 16W 840 220-240V AC G5 OSRAM
	LDT file (Eulumdat)	ST5HE28 1.2M 16W 840 220-240V AC G5 OSRAM
	Spectral power distribution	EPREL data spectral diagram PROF LEDr 4000K

### LOGISTICAL DATA

Product code	Packaging unit (Pieces/Unit)	Dimensions (length x width x height)	Gross weight	Volume
4058075543522	Sleeve 1	1,165 mm x 20 mm x 24 mm	178.00 g	0.56 dm <sup>3</sup>
4058075543539	Shipping box 10	1,218 mm x 153 mm x 80 mm	2201.00 g	14.91 dm <sup>3</sup>

The mentioned product code describes the smallest quantity unit which can be ordered. One shipping unit can contain one or more single products. When placing an order, for the quantity please enter single or multiples of a shipping unit.

ADDITIONAL CATALOG INFORMATION



DISCLAIMER

Subject to change without notice. Errors and omission excepted. Always make sure to use the most recent release.